



TEST REPORT

Applicant: Pine Microsystems
Address: 4727 Paseo Padre Parkway Fremont, CA 94555 USA

The following sample(s) was/were submitted and identified on behalf of the client as:

Product name: PINE64
Model: SOPine module and baseboard
Trade mark:



Manufacturer: Shenzhen CHIPHD Technology Co.,Ltd
Address: 3rd floor, 11th building, Wisdomland Business Park, Guankou 2nd Road, Nanshan district, Shenzhen

Sample Received Date: Mar. 22, 2017
Testing Period: Mar. 22, 2017~ Mar. 30, 2017

Test Requirement:

As specified by client, to screen Lead(Pb), Cadmium(Cd), Mercury(Hg), Chromium(Cr) and Bromine(Br) in the submitted sample(s) by XRF. When screening results exceed the XRF screening limit in IEC62321-3-1: 2013, further use of chemical methods are required to test the Lead(Pb), Cadmium(Cd), Mercury(Hg), Hexavalent Chromium(Cr(VI)), Polybrominated Biphenyls(PBBs) and Polybrominated Diphenyl Ethers(PBDEs) in the submitted samples in accordance with ROHS directive 2011/65/EU.

Conclusion:

Pass

Test Result(s): Please refer to the following page(s);

Test Method: Please refer to the following page(s);

Tested by: _____ 

Reviewed by: _____ 

Approved by: _____ 

Date: _____ 2017-03-31

Test Result(s):

1. Small PCB

Sample No.	Sample Description	Tested Items	XRF Screening Test	Chemical Test (mg/kg)	Conclusion
1	PCB	Pb	BL	/	PASS
		Cd	BL	/	
		Hg	BL	/	
		Cr(Cr(VI))	BL	/	
		Br(PBBs&PBDEs)	IN	N.D.	
2	Silvery metal shell of silvery slot	Pb	BL	/	PASS
		Cd	BL	/	
		Hg	BL	/	
		Cr(Cr(VI))	IN	Negative	
		Br(PBBs&PBDEs)	/	/	
3	Metal plug pin of silvery slot	Pb	BL	/	PASS
		Cd	BL	/	
		Hg	BL	/	
		Cr(Cr(VI))	BL	/	
		Br(PBBs&PBDEs)	/	/	
4	Black plastic of silvery slot	Pb	BL	/	PASS
		Cd	BL	/	
		Hg	BL	/	
		Cr(Cr(VI))	BL	/	
		Br(PBBs&PBDEs)	BL	/	
5	Metal crystal oscillator	Pb	BL	/	PASS
		Cd	BL	/	
		Hg	BL	/	
		Cr(Cr(VI))	BL	/	
		Br(PBBs&PBDEs)	/	/	
6	Plastic crystal oscillator	Pb	BL	/	PASS
		Cd	BL	/	
		Hg	BL	/	
		Cr(Cr(VI))	BL	/	
		Br(PBBs&PBDEs)	BL	/	
7	Chip 1	Pb	BL	/	PASS
		Cd	BL	/	
		Hg	BL	/	
		Cr(Cr(VI))	BL	/	
		Br(PBBs&PBDEs)	BL	/	



8	Chip 2	Pb	BL	/	PASS
		Cd	BL	/	
		Hg	BL	/	
		Cr(Cr(VI))	BL	/	
		Br(PBBs&PBDEs)	BL	/	
9	Chip 3	Pb	BL	/	PASS
		Cd	BL	/	
		Hg	BL	/	
		Cr(Cr(VI))	BL	/	
		Br(PBBs&PBDEs)	BL	/	
10	Chip 4	Pb	BL	/	PASS
		Cd	BL	/	
		Hg	BL	/	
		Cr(Cr(VI))	BL	/	
		Br(PBBs&PBDEs)	BL	/	
11	Chip 5	Pb	BL	/	PASS
		Cd	BL	/	
		Hg	BL	/	
		Cr(Cr(VI))	BL	/	
		Br(PBBs&PBDEs)	BL	/	
12	SMD resistor	Pb	BL	/	PASS
		Cd	BL	/	
		Hg	BL	/	
		Cr(Cr(VI))	BL	/	
		Br(PBBs&PBDEs)	BL	/	
13	SMD capacitor	Pb	BL	/	PASS
		Cd	BL	/	
		Hg	BL	/	
		Cr(Cr(VI))	BL	/	
		Br(PBBs&PBDEs)	BL	/	
14	SMD inductance	Pb	BL	/	PASS
		Cd	BL	/	
		Hg	BL	/	
		Cr(Cr(VI))	BL	/	
		Br(PBBs&PBDEs)	/	/	

2. Big PCB

Sample No.	Sample Description	Tested Items	XRF Screening Test	Chemical Test (mg/kg)	Conclusion
15	PCB	Pb	BL	/	PASS
		Cd	BL	/	
		Hg	BL	/	
		Cr(Cr(VI))	BL	/	
		Br(PBBs&PBDEs)	IN	N.D.	
16	Black plastic of power slot	Pb	BL	/	PASS
		Cd	BL	/	
		Hg	BL	/	
		Cr(Cr(VI))	BL	/	
		Br(PBBs&PBDEs)	BL	/	
17	Metal plug pin of power slot	Pb	BL	/	PASS
		Cd	BL	/	
		Hg	BL	/	
		Cr(Cr(VI))	BL	/	
		Br(PBBs&PBDEs)	/	/	
18	Silvery metal contact sheet of power slot	Pb	BL	/	PASS
		Cd	BL	/	
		Hg	BL	/	
		Cr(Cr(VI))	BL	/	
		Br(PBBs&PBDEs)	/	/	
19	Silvery metal shell of LAN slot	Pb	BL	/	PASS
		Cd	BL	/	
		Hg	BL	/	
		Cr(Cr(VI))	BL	/	
		Br(PBBs&PBDEs)	/	/	
20	Black plastic framework of LAN slot	Pb	BL	/	PASS
		Cd	BL	/	
		Hg	BL	/	
		Cr(Cr(VI))	BL	/	
		Br(PBBs&PBDEs)	IN	N.D.	
21	Metal plug pin of LAN slot	Pb	BL	/	PASS
		Cd	BL	/	
		Hg	BL	/	
		Cr(Cr(VI))	BL	/	
		Br(PBBs&PBDEs)	/	/	



22	Yellow LED light of LAN slot	Pb	BL	/	PASS
		Cd	BL	/	
		Hg	BL	/	
		Cr(Cr(VI))	BL	/	
		Br(PBBs&PBDEs)	BL	/	
23	Green LED light of LAN slot	Pb	BL	/	PASS
		Cd	BL	/	
		Hg	BL	/	
		Cr(Cr(VI))	BL	/	
		Br(PBBs&PBDEs)	BL	/	
24	Black plastic of HDMI slot	Pb	BL	/	PASS
		Cd	BL	/	
		Hg	BL	/	
		Cr(Cr(VI))	BL	/	
		Br(PBBs&PBDEs)	BL	/	
25	Silvery metal shell of HDMI slot	Pb	BL	/	PASS
		Cd	BL	/	
		Hg	BL	/	
		Cr(Cr(VI))	BL	/	
		Br(PBBs&PBDEs)	/	/	
26	Silvery metal contact sheet of HDMI slot	Pb	BL	/	PASS
		Cd	BL	/	
		Hg	BL	/	
		Cr(Cr(VI))	BL	/	
		Br(PBBs&PBDEs)	/	/	
27	White plastic of black and white slot	Pb	BL	/	PASS
		Cd	BL	/	
		Hg	BL	/	
		Cr(Cr(VI))	BL	/	
		Br(PBBs&PBDEs)	BL	/	
28	Metal plug pin of black and white slot	Pb	BL	/	PASS
		Cd	BL	/	
		Hg	BL	/	
		Cr(Cr(VI))	BL	/	
		Br(PBBs&PBDEs)	/	/	
29	Black plastic of black and white slot	Pb	BL	/	PASS
		Cd	BL	/	
		Hg	BL	/	
		Cr(Cr(VI))	BL	/	
		Br(PBBs&PBDEs)	BL	/	



30	Black plastic of row pin	Pb	BL	/	PASS
		Cd	BL	/	
		Hg	BL	/	
		Cr(Cr(VI))	BL	/	
		Br(PBBs&PBDEs)	IN	N.D.	
31	Metal plug pin of row pin	Pb	BL	/	PASS
		Cd	BL	/	
		Hg	BL	/	
		Cr(Cr(VI))	BL	/	
		Br(PBBs&PBDEs)	/	/	
32	White plastic of white slot	Pb	BL	/	PASS
		Cd	BL	/	
		Hg	BL	/	
		Cr(Cr(VI))	BL	/	
		Br(PBBs&PBDEs)	BL	/	
33	Metal plug pin of white slot	Pb	BL	/	PASS
		Cd	BL	/	
		Hg	BL	/	
		Cr(Cr(VI))	BL	/	
		Br(PBBs&PBDEs)	/	/	
34	Silvery metal shell of USB slot	Pb	BL	/	PASS
		Cd	BL	/	
		Hg	BL	/	
		Cr(Cr(VI))	BL	/	
		Br(PBBs&PBDEs)	/	/	
35	White plastic of USB slot	Pb	BL	/	PASS
		Cd	BL	/	
		Hg	BL	/	
		Cr(Cr(VI))	BL	/	
		Br(PBBs&PBDEs)	IN	N.D.	
36	Silvery metal contact sheet of USB slot	Pb	BL	/	PASS
		Cd	BL	/	
		Hg	BL	/	
		Cr(Cr(VI))	BL	/	
		Br(PBBs&PBDEs)	/	/	
37	Black plastic of black slot	Pb	BL	/	PASS
		Cd	BL	/	
		Hg	BL	/	
		Cr(Cr(VI))	BL	/	
		Br(PBBs&PBDEs)	IN	N.D.	



38	Metal plug pin of black slot	Pb	BL	/	PASS
		Cd	BL	/	
		Hg	BL	/	
		Cr(Cr(VI))	BL	/	
		Br(PBBs&PBDEs)	/	/	
39	Black plastic of headset jack	Pb	BL	/	PASS
		Cd	BL	/	
		Hg	BL	/	
		Cr(Cr(VI))	BL	/	
		Br(PBBs&PBDEs)	BL	/	
40	Cupreous metal of headset jack	Pb	BL	/	PASS
		Cd	BL	/	
		Hg	BL	/	
		Cr(Cr(VI))	BL	/	
		Br(PBBs&PBDEs)	/	/	
41	Black plastic of EMMC slot	Pb	BL	/	PASS
		Cd	BL	/	
		Hg	BL	/	
		Cr(Cr(VI))	BL	/	
		Br(PBBs&PBDEs)	BL	/	
42	Metal plug pin of EMMC slot	Pb	BL	/	PASS
		Cd	BL	/	
		Hg	BL	/	
		Cr(Cr(VI))	BL	/	
		Br(PBBs&PBDEs)	/	/	
43	Black plastic of BAT slot	Pb	BL	/	PASS
		Cd	BL	/	
		Hg	BL	/	
		Cr(Cr(VI))	BL	/	
		Br(PBBs&PBDEs)	IN	N.D.	
44	Metal plug pin of BAT slot	Pb	BL	/	PASS
		Cd	BL	/	
		Hg	BL	/	
		Cr(Cr(VI))	BL	/	
		Br(PBBs&PBDEs)	/	/	
45	Black plastic of black slot	Pb	BL	/	PASS
		Cd	BL	/	
		Hg	BL	/	
		Cr(Cr(VI))	BL	/	
		Br(PBBs&PBDEs)	BL	/	



46	Metal plug pin of black slot	Pb	BL	/	PASS
		Cd	BL	/	
		Hg	BL	/	
		Cr(Cr(VI))	BL	/	
		Br(PBBs&PBDEs)	/	/	
47	Silvery metal contact sheet of black slot	Pb	BL	/	PASS
		Cd	BL	/	
		Hg	BL	/	
		Cr(Cr(VI))	BL	/	
		Br(PBBs&PBDEs)	/	/	
48	Crystal oscillator	Pb	BL	/	PASS
		Cd	BL	/	
		Hg	BL	/	
		Cr(Cr(VI))	BL	/	
		Br(PBBs&PBDEs)	/	/	
49	Chip 1	Pb	BL	/	PASS
		Cd	BL	/	
		Hg	BL	/	
		Cr(Cr(VI))	BL	/	
		Br(PBBs&PBDEs)	BL	/	
50	Chip 2	Pb	BL	/	PASS
		Cd	BL	/	
		Hg	BL	/	
		Cr(Cr(VI))	BL	/	
		Br(PBBs&PBDEs)	BL	/	
51	Chip 3	Pb	BL	/	PASS
		Cd	BL	/	
		Hg	BL	/	
		Cr(Cr(VI))	BL	/	
		Br(PBBs&PBDEs)	BL	/	
52	SMD resistor	Pb	BL	/	PASS
		Cd	BL	/	
		Hg	BL	/	
		Cr(Cr(VI))	BL	/	
		Br(PBBs&PBDEs)	BL	/	
53	SMD capacitor	Pb	BL	/	PASS
		Cd	BL	/	
		Hg	BL	/	
		Cr(Cr(VI))	BL	/	
		Br(PBBs&PBDEs)	BL	/	



54	SMD diode	Pb	BL	/	PASS
		Cd	BL	/	
		Hg	BL	/	
		Cr(Cr(VI))	BL	/	
		Br(PBBs&PBDEs)	BL	/	
55	SMD audion	Pb	BL	/	PASS
		Cd	BL	/	
		Hg	BL	/	
		Cr(Cr(VI))	BL	/	
		Br(PBBs&PBDEs)	BL	/	
56	SMD inductance	Pb	BL	/	PASS
		Cd	BL	/	
		Hg	BL	/	
		Cr(Cr(VI))	BL	/	
		Br(PBBs&PBDEs)	/	/	
57	LED light of SMD	Pb	BL	/	PASS
		Cd	BL	/	
		Hg	BL	/	
		Cr(Cr(VI))	BL	/	
		Br(PBBs&PBDEs)	BL	/	
58	Tin solder	Pb	BL	/	PASS
		Cd	BL	/	
		Hg	BL	/	
		Cr(Cr(VI))	BL	/	
		Br(PBBs&PBDEs)	/	/	
59	White label	Pb	BL	/	PASS
		Cd	BL	/	
		Hg	BL	/	
		Cr(Cr(VI))	BL	/	
		Br(PBBs&PBDEs)	BL	/	



- Note:
- N.D. = Not Detected (<MDL)
 - MDL = Method Detection Limit
 - mg/kg = ppm = parts per million
 - /=Not Regulated or Not Applicable
 - BL = Under the XRF screening limit
 - IN = Further chemical test will be conducted when the screening result inconclusive
 - OL = Further chemical test will be conducted while the result is above the screening limit.
 - Negative = Absence of Cr(VI) , the detected Cr(VI) concentration in the boiling water extraction solution is less than $0.10 \mu\text{g}/\text{cm}^2$ with 50cm^2 sample surface area used.
 - Positive = Presence of Cr(VI), the detected Cr(VI) concentration in the boiling water extraction solution is equal to or greater than $0.13 \mu\text{g}/\text{cm}^2$ with 50cm^2 sample surface area used.

- Remark:
- 1.The screening results are only used for reference.
 - 2.When conducting the test for PBBs&PBDEs, XRF was introduced to screen Br Exclusively; When conducting the test for Hexavalent Chromium, XRF was introduced to screen Chromium exclusively.

DRAFT

Test Method:

1. Screening test by XRF spectroscopy

XRF screening limits in mg/kg for regulated elements according to IEC 62321-3-1:2013

Element	Limit of IEC 62321-3-1:2013 (unit:mg/kg)		MDL	
	Polymers and metals	Composite material	Polymers	Other material
Pb	$BL \leq (700-3\sigma) < X$ $< (1300+3\sigma) \leq OL$	$BL \leq (500-3\sigma) < X$ $< (1500+3\sigma) \leq OL$	10 mg/kg	50 mg/kg
Cd	$BL \leq (70-3\sigma) < X$ $< (130+3\sigma) \leq OL$	LOD $< X < (150+3\sigma) \leq OL$	10 mg/kg	50 mg/kg
Hg	$BL \leq (700-3\sigma) < X$ $< (1300+3\sigma) \leq OL$	$BL \leq (500-3\sigma) < X$ $< (1500+3\sigma) \leq OL$	10 mg/kg	50 mg/kg
Cr	$BL \leq (700-3\sigma) < X$	$BL \leq (500-3\sigma) < X$	10 mg/kg	50 mg/kg
Br	$BL \leq (300-3\sigma) < X$	$BL \leq (250-3\sigma) < X$	10 mg/kg	50 mg/kg

Note: -BL = Under the XRF screening limit

-OL = Further chemical test will be conducted while result is above the screening limit.

-X= The symbol "X" marks the region where further investigation is necessary.

-3σ= The reproducibility of analytical instruments

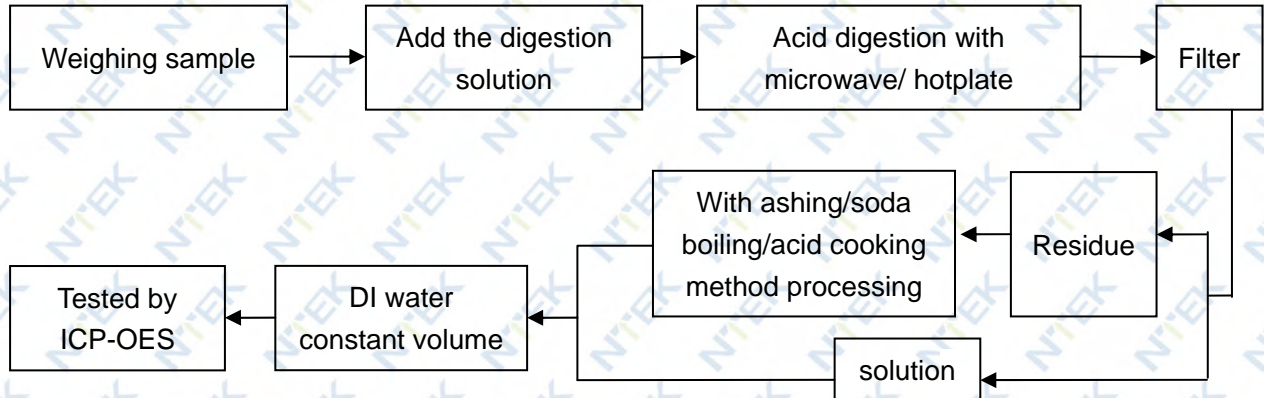
-LOD= Detection limit

2. Chemical Test

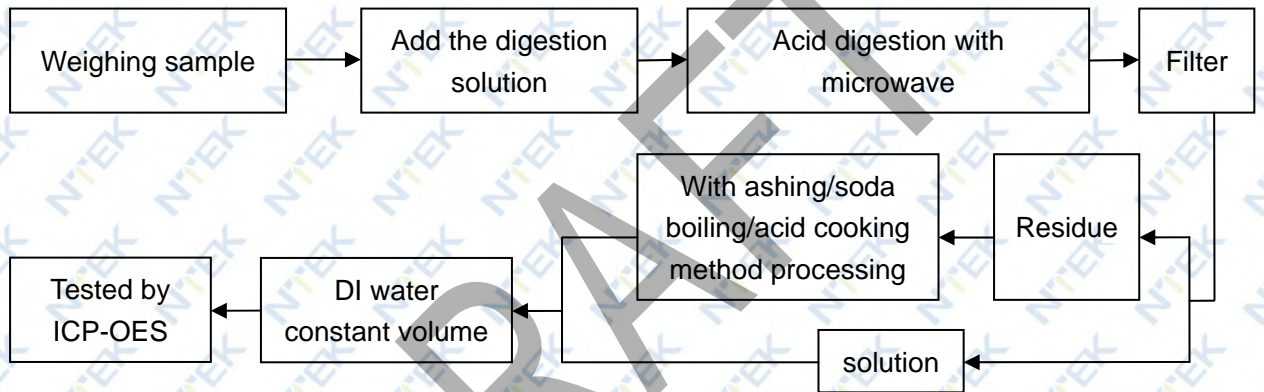
Test item	Pretreatment method	Test instrument	MDL	Limit
Lead(Pb)	IEC 62321-5:2013 Ed.1.0	ICP-OES	2 mg/kg	1000 mg/kg
Cadmium(Cd)	IEC 62321-5:2013 Ed.1.0	ICP-OES	2 mg/kg	100 mg/kg
Mercury(Hg)	IEC 62321-4:2013 Ed.1.0	ICP-OES	2 mg/kg	1000 mg/kg
Chromium VI (Cr VI)	IEC 62321:2008 Ed.1.0 & IEC 62321-7-1:2015 Ed.1.0	UV-Vis	2 mg/kg	1000 mg/kg
PBBs/ PBDEs	IEC 62321-6:2015 Ed.1.0	GC-MS	5 mg/kg	1000 mg/kg

Test Flow:

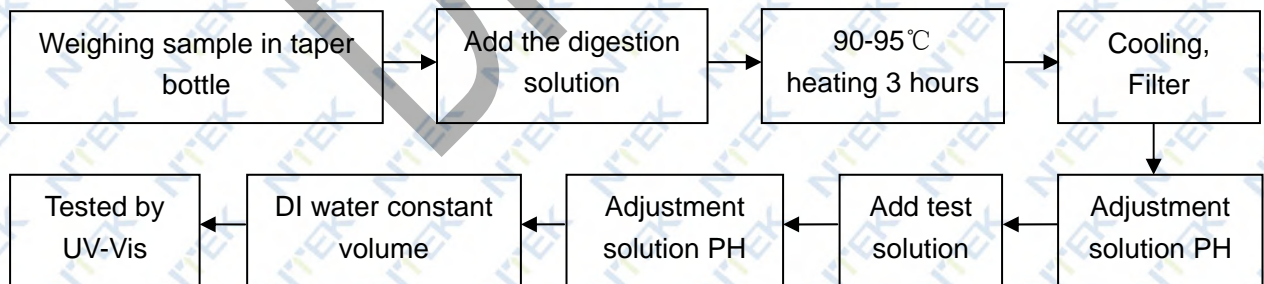
1. Lead(Pb), Cadmium(Cd)



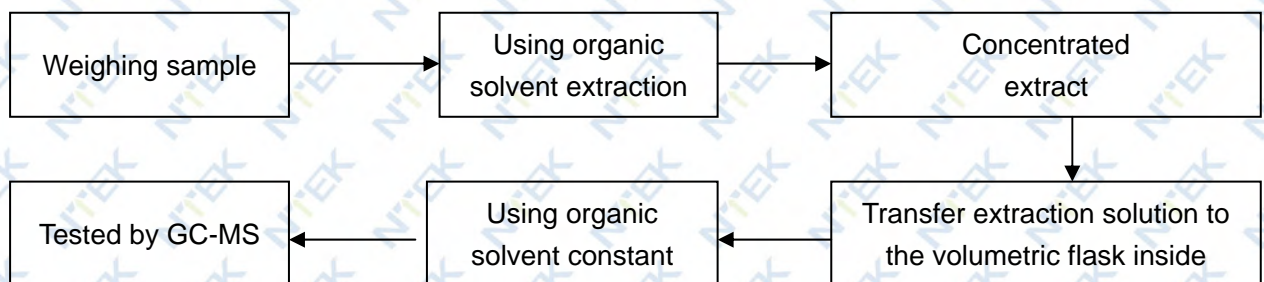
2. Mercury (Hg)



3. Chromium VI (Cr VI)



4. PBBs/ PBDEs



Sample photo(s):




Fig.1




Fig.2

****End of Report****

The test report is effective only with both signature and specialized stamp, The result(s) shown in this report refer only to the sample(s) tested. Without written approval of NTEK, this report can't be reproduced except in full.

Shenzhen NTEK Testing Technology Co., Ltd.

Address: 1/F, Building E, Fenda Science Park, Sanwei Community, Xixiang Street, Bao' an District, Shenzhen 518126 P.R.China
Tel: +86-755-6115 6588 Fax: +86-755-6115 6599 <http://www.ntek.org.cn>