



Installing RTC Backup Battery AAA to PINE A64

Description

This is the installation of RTC Backup Battery AAA to PINE A64



■ Packaging and Contents




Package Contents:
1 x RTC Backup Battery Holder


I Installing RTC Backup Battery AAA into RTC Backup Battery Holder

STEP 01 Unlatch the battery compartment cover of RTC Backup Battery Holder and insert the AAA Batteries into the compartment

 *Make sure the positive and negative ends are facing the correct direction*



STEP 02 Tighten the battery compartment cover of RTC Backup Battery Holder. Connect the RTC Backup Battery Holder to RTC port on PINE A64. Turn ON the power switch on the holder to start.



Congratulations! You have successfully installed the RTC Backup Battery AAA to PINE A64.

